

STATEMENT OF APPROVED BUDGET, UTILIZATIONS, DISBURSEMENTS AND BALANCES
(For Off-Budgetary Funds)

As at the Quarter Ending March 31, 2021

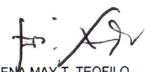
Department : State Universities and Colleges (SUCs)
 Agency/Entity : Tarlac State University
 Operating Unit : < not applicable >
 Organization Code (UACS) : 08 037 0000000
 Fund Cluster : 05 Internally Generated Funds

(e.g. UACS Fund Cluster: 05-Internally Generated Funds and 06-Business Related Funds)


Particulars	UACS CODE	Approved Budget			Utilizations					Disbursements					Balances		
		Approved Budgeted Revenue	Adjustments (Reductions, Modifications/	Adjusted Budgeted Revenue	1st Quarter Ending March 31	2nd Quarter Ending June 30	3rd Quarter Ending Sept. 30	4th Quarter Ending Dec. 31	Total	1st Quarter Ending March 31	2nd Quarter Ending June 30	3rd Quarter Ending Sept. 30	4th Quarter Ending Dec. 31	TOTAL	Unutilized Budget	Unpaid Obligations	
																Due and Demandable	Not Yet Due and Demandable
1	2	3	4	5=[(3)-(4)]	6	7	8	9	10=(6+7+8+9)	11	12	13	14	15=(11+12+13+14)	16=(5-10)	17	18
General Administration and Support	10000000000000	378,073,758.77	0.00	378,073,758.77	13,191,548.68	0.00	0.00	0.00	13,191,548.68	7,180,900.02	0.00	0.00	0.00	7,180,900.02	364,882,210.09	0.00	6,010,648.66
General Management and Supervision	100000100001000	378,073,758.77	0.00	378,073,758.77	13,191,548.68	0.00	0.00	0.00	13,191,548.68	7,180,900.02	0.00	0.00	0.00	7,180,900.02	364,882,210.09	0.00	6,010,648.66
PS		5,877,853.00	0.00	5,877,853.00	1,563,305.72	0.00	0.00	0.00	1,563,305.72	1,500,957.06	0.00	0.00	0.00	1,500,957.06	4,314,547.28	0.00	62,348.96
MOOE		57,437,505.77	0.00	57,437,505.77	5,679,942.96	0.00	0.00	0.00	5,679,942.96	5,679,942.96	0.00	0.00	0.00	5,679,942.96	51,757,562.81	0.00	0.00
CO		314,758,400.00	0.00	314,758,400.00	5,948,300.00	0.00	0.00	0.00	5,948,300.00	0.00	0.00	0.00	0.00	0.00	308,610,100.00	0.00	5,948,300.00
Sub-Total, General Administration and Support		378,073,758.77	0.00	378,073,758.77	13,191,548.68	0.00	0.00	0.00	13,191,548.68	7,180,900.02	0.00	0.00	0.00	7,180,900.02	364,882,210.09	0.00	6,010,648.66
PS		5,877,853.00	0.00	5,877,853.00	1,563,305.72	0.00	0.00	0.00	1,563,305.72	1,500,957.06	0.00	0.00	0.00	1,500,957.06	4,314,547.28	0.00	62,348.96
MOOE		57,437,505.77	0.00	57,437,505.77	5,679,942.96	0.00	0.00	0.00	5,679,942.96	5,679,942.96	0.00	0.00	0.00	5,679,942.96	51,757,562.81	0.00	0.00
FinEx (if Applicable)		0.00	0.00	0.00	0.00	0.00	0.00	0.00	0.00	0.00	0.00	0.00	0.00	0.00	0.00	0.00	0.00
CO		314,758,400.00	0.00	314,758,400.00	5,948,300.00	0.00	0.00	0.00	5,948,300.00	0.00	0.00	0.00	0.00	0.00	308,610,100.00	0.00	5,948,300.00
Support to Operations	2000000000000000	11,250,000.00	0.00	11,250,000.00	664,473.07	0.00	0.00	0.00	664,473.07	242,027.25	0.00	0.00	0.00	242,027.25	10,585,526.93	0.00	422,445.82
Auxiliary Services	200000100001000	11,250,000.00	0.00	11,250,000.00	664,473.07	0.00	0.00	0.00	664,473.07	242,027.25	0.00	0.00	0.00	242,027.25	10,585,526.93	0.00	422,445.82
PS		250,000.00	0.00	250,000.00	0.00	0.00	0.00	0.00	0.00	0.00	0.00	0.00	0.00	0.00	250,000.00	0.00	0.00
MOOE		10,000,000.00	0.00	10,000,000.00	585,473.07	0.00	0.00	0.00	585,473.07	242,027.25	0.00	0.00	0.00	242,027.25	9,414,526.93	0.00	343,445.82
CO		1,000,000.00	0.00	1,000,000.00	79,000.00	0.00	0.00	0.00	79,000.00	0.00	0.00	0.00	0.00	0.00	921,000.00	0.00	79,000.00
Sub-Total, Support to Operations		11,250,000.00	0.00	11,250,000.00	664,473.07	0.00	0.00	0.00	664,473.07	242,027.25	0.00	0.00	0.00	242,027.25	10,585,526.93	0.00	422,445.82
PS		250,000.00	0.00	250,000.00	0.00	0.00	0.00	0.00	0.00	0.00	0.00	0.00	0.00	0.00	250,000.00	0.00	0.00
MOOE		10,000,000.00	0.00	10,000,000.00	585,473.07	0.00	0.00	0.00	585,473.07	242,027.25	0.00	0.00	0.00	242,027.25	9,414,526.93	0.00	343,445.82
FinEx (if Applicable)		0.00	0.00	0.00	0.00	0.00	0.00	0.00	0.00	0.00	0.00	0.00	0.00	0.00	0.00	0.00	0.00
CO		1,000,000.00	0.00	1,000,000.00	79,000.00	0.00	0.00	0.00	79,000.00	0.00	0.00	0.00	0.00	0.00	921,000.00	0.00	79,000.00
Operations	3000000000000000	333,934,853.46	0.00	333,934,853.46	19,125,620.36	0.00	0.00	0.00	19,125,620.36	16,792,460.54	0.00	0.00	0.00	16,792,460.54	314,809,233.10	0.00	2,333,159.82
OO - Relevant and quality tertiary education ensured to achieve inclusive growth and access of poor but deserving students to quality tertiary education increased	3100000000000000	306,072,361.00	0.00	306,072,361.00	17,094,827.25	0.00	0.00	0.00	17,094,827.25	15,336,210.16	0.00	0.00	0.00	15,336,210.16	288,977,533.75	0.00	1,756,617.09
HIGHER EDUCATION PROGRAM	3101000000000000	306,072,361.00	0.00	306,072,361.00	17,094,827.25	0.00	0.00	0.00	17,094,827.25	15,336,210.16	0.00	0.00	0.00	15,336,210.16	288,977,533.75	0.00	1,756,617.09
Provision of Higher Education Services	310100100001000	306,072,361.00	0.00	306,072,361.00	17,094,827.25	0.00	0.00	0.00	17,094,827.25	15,336,210.16	0.00	0.00	0.00	15,336,210.16	288,977,533.75	0.00	1,756,617.09
PS		30,000,000.00	0.00	30,000,000.00	2,770,877.07	0.00	0.00	0.00	2,770,877.07	2,748,615.12	0.00	0.00	0.00	2,748,615.12	27,229,122.93	0.00	22,261.95
MOOE		57,972,361.00	0.00	57,972,361.00	14,063,060.18	0.00	0.00	0.00	14,063,060.18	12,961,105.04	0.00	0.00	0.00	12,961,105.04	43,909,300.82	0.00	1,501,955.14

Department : State Universities and Colleges (SUCs)
 Agency/Entity : Tarlac State University
 Operating Unit : < not applicable >
 Organization Code (UACS) : 08 037 0000000
 Fund Cluster : 05 Internally Generated Funds
 (e.g. UACS Fund Cluster: 05-Internally Generated Funds and 06-Business Related Funds)


Particulars	UACS CODE	Approved Budget			Utilizations					Disbursements					Balances			
		Approved Budgeted Revenue	Adjustments (Reductions, Modifications/	Adjusted Budgeted Revenue	1st Quarter Ending March 31	2nd Quarter Ending June 30	3rd Quarter Ending Sept. 30	4th Quarter Ending Dec. 31	Total	1st Quarter Ending March 31	2nd Quarter Ending June 30	3rd Quarter Ending Sept. 30	4th Quarter Ending Dec. 31	TOTAL	Unutilized Budget	Unpaid Obligations		
																Due and Demandable	Not Yet Due and Demandable	
1	2	3	4	5=[(3+(-)4)]	6	7	8	9	10=(6+7+8+9)	11	12	13	14	15=(11+12+13+14)	16=(5-10)	17	18	
CO		218,100,000.00	0.00	218,100,000.00	260,890.00	0.00	0.00	0.00	260,890.00	26,490.00	0.00	0.00	0.00	26,490.00	217,839,110.00	0.00	234,400.00	
OO : Higher education research improved to promote economic productivity and innovation	3200000000000000	21,166,631.23	0.00	21,166,631.23	1,957,577.11	0.00	0.00	0.00	1,957,577.11	1,456,250.38	0.00	0.00	0.00	1,456,250.38	19,209,054.12	0.00	501,326.73	
ADVANCED EDUCATION PROGRAM	3201000000000000	11,000,000.00	0.00	11,000,000.00	1,457,627.76	0.00	0.00	0.00	1,457,627.76	1,297,261.51	0.00	0.00	0.00	1,297,261.51	9,542,372.24	0.00	160,366.25	
Provision of Advanced Education Services	320100100001000	11,000,000.00	0.00	11,000,000.00	1,457,627.76	0.00	0.00	0.00	1,457,627.76	1,297,261.51	0.00	0.00	0.00	1,297,261.51	9,542,372.24	0.00	160,366.25	
PS		5,000,000.00	0.00	5,000,000.00	391,508.13	0.00	0.00	0.00	391,508.13	391,508.13	0.00	0.00	0.00	391,508.13	4,608,491.87	0.00	0.00	
MOOE		6,000,000.00	0.00	6,000,000.00	1,066,119.63	0.00	0.00	0.00	1,066,119.63	905,753.38	0.00	0.00	0.00	905,753.38	4,933,880.37	0.00	160,366.25	
CO		0.00	0.00	0.00	0.00	0.00	0.00	0.00	0.00	0.00	0.00	0.00	0.00	0.00	0.00	0.00	0.00	
RESEARCH PROGRAM	3202000000000000	10,166,631.23	0.00	10,166,631.23	499,949.35	0.00	0.00	0.00	499,949.35	158,988.87	0.00	0.00	0.00	158,988.87	9,666,681.88	0.00	340,960.48	
Conduct of Research Services	320200100001000	10,166,631.23	0.00	10,166,631.23	499,949.35	0.00	0.00	0.00	499,949.35	158,988.87	0.00	0.00	0.00	158,988.87	9,666,681.88	0.00	340,960.48	
PS		0.00	0.00	0.00	0.00	0.00	0.00	0.00	0.00	0.00	0.00	0.00	0.00	0.00	0.00	0.00	0.00	
MOOE		9,666,631.23	0.00	9,666,631.23	499,949.35	0.00	0.00	0.00	499,949.35	158,988.87	0.00	0.00	0.00	158,988.87	9,166,681.88	0.00	340,960.48	
CO		500,000.00	0.00	500,000.00	0.00	0.00	0.00	0.00	0.00	0.00	0.00	0.00	0.00	500,000.00	0.00	0.00	0.00	
OO : Community engagement increased	3300000000000000	6,695,861.23	0.00	6,695,861.23	73,216.00	0.00	0.00	0.00	73,216.00	0.00	0.00	0.00	0.00	0.00	6,622,645.23	0.00	73,216.00	
TECHNICAL ADVISORY EXTENSION PROGRAM	3301000000000000	6,695,861.23	0.00	6,695,861.23	73,216.00	0.00	0.00	0.00	73,216.00	0.00	0.00	0.00	0.00	0.00	6,622,645.23	0.00	73,216.00	
Provision of Extension Services	330100100001000	6,695,861.23	0.00	6,695,861.23	73,216.00	0.00	0.00	0.00	73,216.00	0.00	0.00	0.00	0.00	0.00	6,622,645.23	0.00	73,216.00	
PS		0.00	0.00	0.00	0.00	0.00	0.00	0.00	0.00	0.00	0.00	0.00	0.00	0.00	0.00	0.00	0.00	
MOOE		5,695,861.23	0.00	5,695,861.23	73,216.00	0.00	0.00	0.00	73,216.00	0.00	0.00	0.00	0.00	0.00	5,622,645.23	0.00	73,216.00	
CO		1,000,000.00	0.00	1,000,000.00	0.00	0.00	0.00	0.00	0.00	0.00	0.00	0.00	0.00	0.00	1,000,000.00	0.00	0.00	
Sub-Total, Operations		333,934,853.46	0.00	333,934,853.46	19,125,620.36	0.00	0.00	0.00	19,125,620.36	16,792,460.54	0.00	0.00	0.00	16,792,460.54	314,809,233.10	0.00	2,333,159.82	
PS		35,000,000.00	0.00	35,000,000.00	3,162,385.20	0.00	0.00	0.00	3,162,385.20	3,140,123.25	0.00	0.00	0.00	3,140,123.25	31,837,614.80	0.00	22,261.95	
MOOE		79,334,853.46	0.00	79,334,853.46	15,702,345.16	0.00	0.00	0.00	15,702,345.16	13,625,847.29	0.00	0.00	0.00	13,625,847.29	63,632,508.30	0.00	2,076,497.87	
FinEx (if Applicable)		0.00	0.00	0.00	0.00	0.00	0.00	0.00	0.00	0.00	0.00	0.00	0.00	0.00	0.00	0.00	0.00	
CO		219,600,000.00	0.00	219,600,000.00	260,890.00	0.00	0.00	0.00	260,890.00	26,490.00	0.00	0.00	0.00	26,490.00	219,339,110.00	0.00	234,400.00	
GRAND TOTAL		723,258,612.23	0.00	723,258,612.23	32,981,642.11	0.00	0.00	0.00	32,981,642.11	24,215,387.81	0.00	0.00	0.00	24,215,387.81	690,276,970.12	0.00	8,766,254.30	
PS		41,127,853.00	0.00	41,127,853.00	4,725,690.92	0.00	0.00	0.00	4,725,690.92	4,641,080.31	0.00	0.00	0.00	4,641,080.31	36,402,162.08	0.00	84,610.51	
MOOE		146,772,359.23	0.00	146,772,359.23	21,967,761.19	0.00	0.00	0.00	21,967,761.19	19,547,817.50	0.00	0.00	0.00	19,547,817.50	124,804,598.04	0.00	2,419,943.69	
FinEx (if Applicable)		0.00	0.00	0.00	0.00	0.00	0.00	0.00	0.00	0.00	0.00	0.00	0.00	0.00	0.00	0.00	0.00	
CO		535,358,400.00	0.00	535,358,400.00	6,288,190.00	0.00	0.00	0.00	6,288,190.00	26,490.00	0.00	0.00	0.00	26,490.00	529,070,210.00	0.00	6,261,700.00	


ELENA MAY T. TEOFILO

Officer In Charge
Date: 2021-04-15 16:57:43


JOHN ERWIN C. PANELIO

Accountant
Date: 2021-04-15 16:57:43


JOHN ERWIN C. PANELIO

Director, FMS
Date: 2021-04-15 17:06:02


MYRNA Q. MALLARI

Agency Head
Date: 2021-04-15 17:30:24