



PURCHASE ORDER

Procurement Unit

Telephone No.: (045) 606-8110 local 157/142

DELIVERY DUE DATE:


Supplier : SCIGATE TECHNOLOGY CORP.	P.O. No. : <u>2026-079</u>
Address : <u>N Domingo Street, San Juan City, Metro Manila</u>	Date : <u>02/12/2026</u>
TIN : <u>007-428-191-00000 VAT Reg.</u>	Mode of Procurement : <u>Public Bidding</u>
Contact No : <u>8703-1902/8703-1903, Telefax: 79567031</u>	

Gentlemen:

Please furnish this Office the following articles subject to the terms and conditions contained herein:

Place of Delivery : TARLAC STATE UNIVERSITY	Delivery Term : <u>60 calendar days</u>
Date of Delivery : _____	Payment Term : <u>n/30</u>

Stock/ Property No.	Unit	Description	Quantity	Unit Cost	Amount
		LOT 2 - SIMULATION EQUIPMENT FOR BASIC SCIENCES			
7	set	MEDICAL IMAGING SOLUTION SECTRA TABLE F18 65" (Touchscreen) Visualization Table WITH TEN (10) years TERMINAL account Allows access to 1,006 clinical cases (418 CT scan, 29 MRI, 521 Slide Microscopy, 17 OT, 8 Xray Angiography, 11 Ultrasound, 2 MG) using the Education Portal and Anatomy Software Includes: - Visualization Table with large capacitive touch monitor and electrical tilt function - A cadaver-based anatomy atlas - 50 Digital Slides for Histology (ofine) - 50 Digital Slides for Pathology (ofine) KEY FEATURES & BENEFITS - Large 65" monitor - 4K resolution - High performance graphics card - Direct capacitive touchscreen - Supports group discussions & collaborative learning - Optimal touch interaction with our cloud-based library of real medical images; TECHNICAL DATA SHEET Picture/ Display / Monitor Type: Industrial Diagonal screen size: 65" (163 cm) Protection glass: 6mm hardened clear glass Panel resolution: 3840 x 2160(4K QLED UHD) Optimum resolution: 3840 x 2160 @ 120Hz E-Led BLU Brightness: 600 cd/m (peak 1500 cd/m?) Contrast ratio (typical): 6000:01:00 Viewing angle (H / V): 178 / 178 degrees Display colors: 1.07 Billion Touch Technology Touch Points: 10 simultaneous points (min separation 20 mm) Sensing Type: Mutual capacitance 2 layer Response Time: 16ms Accuracy: +1.5mm Convenience Easy access on table: 3 x USB3.0, 1 x HDMI Inside cabinet: 1xPower cable, 1xRJ45 (Gb Ethernet), 6xUSB 2.0, 4xUSB 3.0, 1xMicrophone, 1xHeadphone, 3xDisplayPort, 1xHDMI, 1xDVVI Placement: Vertical (Landscape), Horizontal (Table) Mobility: 4 pieces of heavyduty wheels, with locks Energy saving functions: Ambient light sensor, Energy Star® Certified Ports Computer CPU: Intel i7 8700(3.2GHz - 4.60GHz) or higher GPU: RTX 2080 8GB GDDR6 or better / higher GPU generation Operating System: Windows 10 Pro 64-bit or higher Software Sectra PACS version: IDS7 19.2 or later Operating system: Windows 10 Pro Dimensions Bezel thickness: 30 mm horizontal, 30mm vertical Set dimensions (W x H x D) Width: 1547 mm Height: min. 795 mm (in table mode) Height: max. 1185 mm (in table mode) Depth: 921mm (in table mode) Product weight: 220 kg including PC Operating Conditions; Uninterrupted Power Supply Rated	1	16,500,000.00	16,500,000.00
8	set	DIGITAL EYE RETHINOPATHY TRAINER ADAM, ROUILLY AR403/AR403B Includes 36 diabetic, common and less common retinal conditions to offer excellent 'hands-on' experience in examination of the eyes and the use of an ophthalmoscope. - Simple to set up and use - High resolution digital display - Easy to use, individual digital control for each eye - Examination cover to hide displays of condition numbers - Battery or worldwide mains power compatible - Sleep mode to conserve power Eye conditions and diseases presented digitally for left and right eye: Diabetic Retinopathy - Background Diabetic Retinopathy - Maculopathy - Pre-Proliferative Diabetic Retinopathy - Proliferative Diabetic Retinopathy - New Vessels Disc - Laser - Photocoagulation - Ungradable-- Important and Common Retinal Conditions-- Normal - Glaucoma - Papilloedema - Optic Atrophy - Age-related Macular Degeneration (Dry) - Hypertensive Retinopathy - Central Retinal Vein Occlusion - Central Retinal Artery Occlusion - Drusen - Retinitis Pigmentosa - Medulated Nerve Fibres - High Myopia - Branch Retinal Vein Occlusion-- Important and Less Common Retinal Conditions-- Pre-Retinal Vein Occlusion - Multiple Retinal Haemorrhages - Retinal Detachment - Angioid Streaks - Benign Disc Neavus - Malignant Melanoma Macular Hamorrhage - Choroidal Naevus - Macular Scar (Toxoplasma) - Cytomegalovirus Retinitis - Lipaemia Retinalis - Medusa Head - Myopic Crescent - Normal Choroidal Vessels - Sub Hyaloid Haemorrhage Resolving - Macular Burn	1	889,000.00	889,000.00
9	set	DIGITAL EAR EXAMINATION TRAINER ADAM, ROUILLY AR402/AR402B Simple to set up and use Soft, flexible and realistic pinna and ear canal High resolution digital display Easy to use, digital control for ear conditions Examination cover to hide displays of condition numbers Battery or worldwide mains power compatible Sleep mode to conserve power; Includes - Rigid Carrying Case - Mains adaptor with worldwide plug fixings - Instruction Manual	1	795,000.00	795,000.00
		sub-total:			18,184,000.00





PURCHASE ORDER

Procurement Unit

Telephone No.: (045) 606-8110 local 157/142

DELIVERY DUE DATE:


Supplier : SCIGATE TECHNOLOGY CORP.	P.O. No. : 2026-079
Address : N Domingo Street, San Juan City, Metro Manila	Date : 02/12/2026
TIN : 007-428-191-00000 VAT Reg.	Mode of Procurement : Public Bidding
Contact No : 8703-1902/8703-1903, Telefax: 79567031	

Gentlemen:

Please furnish this Office the following articles subject to the terms and conditions contained herein:

Place of Delivery : TARLAC STATE UNIVERSITY	Delivery Term : 60 calendar days
Date of Delivery : _____	Payment Term : n/30

Stock/ Property No.	Unit	Description	Quantity	Unit Cost	Amount
		LOT 2 - SIMULATION EQUIPMENT FOR BASIC SCIENCES			
		Balance Forwarded:			18,184,000.00
10	set	TRINOCULAR DIGITAL BIOLOGICAL MICROSCOPE LABOMED, INC. LB-253 Technical Data Optical System: Infinite Optical System Eyepiece: WF10x / 20mm, ANTI FUNGUS with pointer Viewing Head: Seidentopf Trinocular Head, inclined at 30°, interpupillary 4778mm ANTI FUNGUS Objective: Infinite Semi-Plan Achromatic Objectives 4x, 10x, 40x, 100x ANTI FUNGUS Nosepiece: Backward Quadruple Nosepiece Stage: RACKLES! Double Layers Mechanical Stage 150mmx139mm, Moving Range 75mmx52mm Condenser: Abbe Condenser NA1.25 Focusing: Coaxial Coarse and Fine Adjustment, Fine Division 0.002mm, Moving Range 25mm Illumination: SLED with rechargeable battery A HDMI Microscope Camera is a 1080P economic HDMI digital camera. It can be connected to a LCD monitor or HD TV via HDMI cable and operated independently without connecting to PC. The image/video capture and operate can be controlled by mouse, so no shaking when you take images and videos. It also can be connected to a PC via USB2.0 cable and operate with the software. KEY FEATURES Use mouse to control the Camera Record image and video to SD card High frame rate of 15fps 3D Noise Reduction Set Exposure Time Capability 1080P Video Recording Image Comparison Function	1	240,000.00	240,000.00
11	set	BINOCULAR BIOLOGICAL MEDICAL MICROSCOPE LABOMED, INC. LC-7 Technical Data Optical System: Infinite optical system Viewing Head: Seidentopf Binocular Head, 30°Inclined, Interpupillary Distance 47-78 mm, ANTI-FUNGUS Eyepiece: WF 10X/20mm with pointer, ANTI-FUNGUS Nosepiece: Backward Quadruple Nosepiece Objective: Infinite Plan Achromatic Objectives 4x NA: 0.10, W.D.: 17.3mm; 10x NA: 0.25, W.D: 10mm; 40x NA: 0.65, W.D.: .54mm; 100xOil NA: 1.25, W.D.: 0.13mm, ANTI- FUNGUS Focusing: Coaxial Corse and Fine Adjustment, Moving Range 0.002mm, Fine Division 20mm Condenser: Abbe Condenser, NA1.25 Stage: Rackless Double Layers Mechanical Stage, 150mmx139mm, Moving Range 75mmx52mm Illumination: S-LED Illumination, Brightness adjustable with Rechargeable battery Power : 220VAC, 50/60Hz, Inclusive: Dust Cover, Fuse, Green Filter Package: 1pc/carton, 36*26*46mm, gross weight: 8kg	5	65,000.00	325,000.00
12	set	SKELETON MODEL WITH MUSCLE AND LIGAMENTS - HANGING STAND 3B SCIENTIFIC A13/1 [1020177] Weight: 10.348 kg/12.133 kg Dimensions: 176.5 cm/192.5 cm Description Can also demonstrate the movements of the skull via the head joints, and thanks to the fully flexible spine, you can adjust the model to place it in natural body postures. The unique combination of muscle origins and insertions, the numbered bones, flexible ligaments and flexible spine with a slipped disc between the 3rd and 4th umbar vertebrae clearly the show medical and anatomical interest of this top model's more than 600 structures. Now available on a stable metal stand with 5 casters! Comes with metal stand and transparent dust cover/ Comes with metal hanging stand and transparent dust cover. Stand is 6'3" (192cm). - 3 part assembled skull- Individually inserted teeth - Limbs can be removed quickly and easily Comes with metal hanging stand and transparent dust cover. Stand is 6' 3" (192cm).	1	235,000.00	235,000.00
13	set	PREPARED SLIDES - HISTOLOGY (SET OF 100) HAPPY SCIENCE 28 Must INCLUDE: Epithelial tissue Simple columnar epithelium of Human sec. Simple cuboidal epithelium of Human sec. Pseudostratified ciliated columnar epithelium of Human sec. Simple columnar ciliated epithelium of Human sec. Stratified squamous epithelium of Human sec. Epithelium cells of cavitas oris of Human W.M. Connective tissue Blood of Human smear (HE) Blood of Human smear (stained with Giemsa) Blood of Human A.B.O. smear Loose connective tissue of Human sec. Dense connective tissue of Human sec. Adipose tissue of Human sec. Hyaline cartilage of Human sec. Fibrous cartilage of Human sec. Elastic cartilage of Human sec. Finger of Human L.S. Human bone grinding W.M. Hard bone of Human T.S. (thionin-picric acid staining) Hard bone of Human L.S. (thionin-picric acid staining) Human toe bone l.s. Human red bone marrow smear. Muscular tissue Smooth muscle isolated of Human W.M. Skeletal muscle of Human T.S.and L.S. (hematoxylin staining) Skeletal muscle of Human T.S.and L.S. (H.E. Staining) Skeletal muscle isolated of Human W.M. Cardiac muscle of Human sec. (hematoxylin staining)	1	95,000.00	95,000.00
		sub-total:			19,079,000.00





PURCHASE ORDER

Procurement Unit

Telephone No.: (045) 606-8110 local 157/142


DELIVERY DUE DATE:

Supplier : <u>SCIGATE TECHNOLOGY CORP.</u> Address : <u>N Domingo Street, San Juan City, Metro Manila</u> TIN : <u>007-428-191-00000 VAT Reg.</u> Contact No : <u>8703-1902/8703-1903. Telefax: 79567031</u>	P.O. No. : <u>2026-079</u> Date : <u>02/12/2026</u> Mode of Procurement : <u>Public Bidding</u>
---	--

Gentlemen: Please furnish this Office the following articles subject to the terms and conditions contained herein:

Place of Delivery : <u>TARLAC STATE UNIVERSITY</u> Date of Delivery : _____	Delivery Term : <u>60 calendar days</u> Payment Term : <u>n/30</u>
--	---

Stock/ Property No.	Unit	Description	Quantity	Unit Cost	Amount
		LOT 2 - SIMULATION EQUIPMENT FOR BASIC SCIENCES			
		Balance Forwarded:			19,079,000.00
		Nervous System Spinal cord of Human T.S. Spinal ganglion of Human sec. Tactile corpuscle of Human sec. Lamellar corpuscle of Human sec. Cerebrum of Human sec. (silver staining) Cerebrum of Human sec. (HE) Cerebellum of Human sec. (silver staining) Cerebellum of Human sec. (HE) Circulation system Heart of Human sec. Cardiac muscle of Human sec. Cardiac valve of Human sec. Human Medium-sized artery and vein sec. Large artery of Human sec. Large vein of Human sec. Human Heart sec. (showing Purkinje cell) Immune System Lymphoid node of Human sec. Spleen of Human sec. Thymus of Human sec. Palatine tonsil of Human sec. Endocrine System Thyroid gland of Human sec. Parathyroid gland of Human sec. Adrenal gland of Human sec. Human Pituitary sec. Digestive System Liver of Human sec. (show bile canaliculus of liver) Human tooth I.s. Tongue of Human L.S. (show internal structure) Oesophagus of Human T.S. Stomach of Human T.S. Gastric section of stomach of Human sec. Small intestine of Human T.S. Small intestine of Human L.S. Jejunum of Human sec. Duodenum of Human sec. Ileum of Human sec. Colon of Human sec.			
14	set	PHYSIOLOGY PHARMACOLOGY TEACHING SYSTEM Includes 1 Set Data Acquisition Unit The data acquisition unit (DAQ) features 4 general purpose inputs (DIN), a dual Bio Amp, isolated stimulator, trigger input and an analog output (non-isolated). It also includes an 12C port for connection to data acquisition unit range of Front Ends. This features a durable aluminum enclosure and ships with a Stimulating Bar Electrode, Pulse Transducer, Shielded Bio Amp Cable, Shielded Lead Wires (5), BNC-DIN Smart Adapter (2), and BNC to DIN Cable (2m). It uses a USB interface for connection to Windows and has an aggregate sampling rate of 400k samples/s (100k samples/s per channel). The Bio Amp and Isolated Stimulator are certified safe for human connection, BF rated. General purpose inputs 3 & 4 are shared with the built-in dual Bio Amp. 1 set Physiology Accessory Kit The Physiology Accessory Kit contains all the components required to perform standard physiology experiments using a teaching Data Acquisition Unit. 1 set Human Respiratory Kit The Human Respiratory Kit allows recording and analysis of respiratory parameters such as minute ventilation and tidal volume along with the calculation of PIF, PEF, FVC and FEV1 using the Spirometry Extension software (Win& Mac). 1 set Advanced Pharmacology Kit The Advanced Pharmacology Kit is ideal for student laboratories conducting isolated tissue and pharmacological experiments while maintaining high-quality glassware. The dual heating system delivers improved temperature maintenance. The Hot Plate Universal and Circulation Pump can both run on 115V or 220V. This kit also includes a Teaching Force Transducer (0-50g). 1 Unit Branded Laptop with installation of licensed software	1	5,990,000.00	5,990,000.00
15	set	PARASITOLOGY SLIDES (SET OF 50) HAPPY SCIENCE Includes 37 Fasciola hepatica, wm 38 Fasciola hepatica, ova 39 Entamoeba coli, troph, wm 40 Endolimax nana, cysts, smear 41 Giardia lamblia, cysts, wm 42 Trichomonas vaginalis, sm 43 Trypanosoma cruzi, blood, wm 44 Leishmania tropica major, sm 45 Balantidium coli, cysts, wm 46 Balantidium coli, trophs, wm 47 Plasmodium falciparum, smear 48 Ascaris lumbricoides ova, wm 49 Enterobius vermicularis, wm 50 Ancylostoma caninum female wm 51 Necator americanus ova, wm 52 Trichinella spiralis, female, wm 53 Diphyllbothrium ova, wm 54 Taenia saginata, mature, cs 55 Dipylidium caninum, comp, wm 56 Trichuris trichiura - adult worm (female) 57 Trichuris trichiura - ovum 58 Trichinella spiralis - ova 59 Enterobius vermicularis — ova 60 Fasciolopsis buski ova 61 Clonorchis sinensis ova 62 Schistosoma mansoni, male 63 Schistosoma mansoni female 64 Diphyllbothrium latum ova 65 Taenia saginata ova 66 Dipylidium caninum, scolex, w.m 67 Dipylidium caninum, comp, w.m 68 Trichomonas Vaginalis 69 Giardia lamblia, Trophozoite 70 Trypanosoma gambiense 71 Leishmania (donovani) 72 Trypomastigote Ceratium 37. Taenia solium, ova in faeces w.m. 38. Leishmania donovani, amastigote, smear causes kala-azar, 39. Trichomonas vaginalis, smear 40. Entamoeba histolytica cyst, smear 41. Entamoeba histolytica trophozoites, smear 42. Plasmodium vivax blood smear 43. Toxoplasma gondii smear with parasites 44. Angiostromyloides Cantonensis, Adult Female w.m 57 45. Eggs of schistosoma japonicum w.m. 46. Cercaria of schistosoma japonicum w.m. 47. Miracidium of schistosoma japonicum w.m. 48. Schistosoma japonicum, adult male w.m. 49. Schistosoma japonicum, adult female w.m. Schistosoma japonicum, adult female in	1	399,000.00	399,000.00
		sub-total:			25,468,000.00





PURCHASE ORDER

Procurement Unit

Telephone No.: (045) 606-8110 local 157/142

DELIVERY DUE DATE:


Supplier : SCIGATE TECHNOLOGY CORP. Address : N Domingo Street, San Juan City, Metro Manila TIN : 007-428-191-00000 VAT Reg. Contact No : 8703-1902/8703-1903, Telefax: 79567031	P.O. No. : 2026-079 Date : 02/12/2026 Mode of Procurement : Public Bidding
---	---

Gentlemen:

Please furnish this Office the following articles subject to the terms and conditions contained herein:

Place of Delivery : TARLAC STATE UNIVERSITY Date of Delivery : _____	Delivery Term : 60 calendar days Payment Term : n/30
--	---

Stock/ Property No.	Unit	Description	Quantity	Unit Cost	Amount
		LOT 2 - SIMULATION EQUIPMENT FOR BASIC			
		Balance Forwarded:			25,468,000.00
16	set	MICROBIOLOGY SLIDES (SET OF 50) HAPPY SCIENCE Includes Fungi Penicillium w.m. Aspergillus w.m. Actinomyces w.m. Rhizopus nigrocans w.m. 05 Saccharomyces w.m. Macroconidia w.m. Microconidia w.m. 08 Septa hypha w.m. 09 Nonseptate hypha w.m. Bacteria Bacteria three types smear (Staphylococcus, Pseudomonas and Spirillum smear) Coccus Candida albicans Smear Terads smear Sarcina smear Staphylococcus aureus smear Pneumococcus smear Group A Streptococcus smear Group B Streptococcus smear Branhamella catarrhalis smear Neisseria gonorrhoeae smear Cryptococcus neoformans smear Bacillus Escherichia coli smear Pseudomonas aeruginosa smear Typhoid Bacilli smear Dysentery bacillus smear Neisseria meningitidis smear Brucella abortus smear Salmonella smear Proteus smear Bacillus anthracis smear Perlschnurtest smear Corynebacterium diphtheriae smear Clostridium tetani smear Clostridium botulinum smear Bacillus cereus smear Bacillus subtilis smear Lactobacillus smear Bacterium rhusiopathiae suis smear Bordetella pertussis smear Bifidobacterium smear Mycobacterium tuberculosis smear Clostridium perfringens smear Bacterium pestis smear Special Structure Endospore smear Capsule smear Single Polar flagella smear Peritrichous flagella smear Lophotrichous smear 58 Spirillar Bacterium Vibrio cholerae smear Helicobacter pylori smear	1	177,500.00	177,500.00
17	set	PATHOLOGY (SET OF 100) HAPPY SCIENCE Includes Injury and Repair of Cell and Tissue 1 Human myocardial hypertrophy sec. 2 Squamous metaplasia of bronchus sec. 3 Human liver cell fatty degeneration sec. 4 Human fibrinoid degeneration sec. 5 Liquefactive Necrosis of Brain sec. 6 Human granulation tissue sec. 7 Human bronchiectasis sec. Disturbances of Blood Circulation 8 Chronic pulmonary congestion of the lung sec. 9 Hemorrhagic infarct of lung sec. 10 Pulmonary edema sec. 11 Human thrombus sec. Diseases of Immunity 12 Human Necrotizing lymphadenitis sec. 13 Malignant lymphoma sec. 14 Lymph node tuberculosis sec. 15 Metastatic carcinoma of lymph node sec. Inflammation 16 Fibrinous pleurisy sec. 17 Phlegmon of appendix sec. 18 Liver abscess sec. 19 Granuloma sec. 20 Lung abscess sec. 21 Chronic glomerulonephritis sec. 22 Chronic pyelonephritis sec. 23 Human aortitis sec. 24 Rheumatic endocarditis sec. 25 Bacterial myocarditis sec. Tumor 26 Polypous adenoma of intestine sec. Diseases of Cardiovascular System 27 Atherosclerosis sec. 28 Angioma sec. Diseases of Respiratory System 29 Squamous cell carcinoma of nasopharynx sec. 30 Chronic bronchitis sec. 31 Diffuse pulmonary emphysema sec. 32 Lobar pneumonia (red liver period) sec. 33 Lobar pneumonia (grey liver period) sec. 34 Bronchial pneumonia (lobular pneumonia) sec. 35 Silicosis sec. Disease of Digestive System 36 Esophagus cancer sec. 37 Chronic atrophic gastritis sec. 38 Chronic gastric ulcer sec. 39 Adenocarcinoma of stomach sec. 40 Acute simple appendicitis sec. 41 Carcinoid of colon sec. 42 Intestinal cancer sec. 43 Chronic active hepatitis sec. 44 Alcoholic hepatitis sec. 45 Laennet's cirrhosis sec. 46 Liver cancer sec. 47 Hepatic congestion sec. Diseases of Haemopoietic System 48 Non-Hodgkin lymphoma sec. 49 Hodgkin lymphoma sec. Diseases of Urinary System 50 Diffuse sclerosing glomerular nephritis sec. 51 Renal clear cell carcinoma sec. 52 Wilms' tumor sec.	1	380,000.00	380,000.00
sub-total:					26,025,500.00





PURCHASE ORDER

Procurement Unit

Telephone No.: (045) 606-8110 local 157/142

DELIVERY DUE DATE:

Supplier : SCIGATE TECHNOLOGY CORP. Address : N Domingo Street, San Juan City, Metro Manila TIN : 007-428-191-00000 VAT Reg. Contact No : 8703-1902/8703-1903, Telefax: 79567031	P.O. No. : 2026-079 Date : 02/12/2026 Mode of Procurement : Public Bidding
---	---

Gentlemen:
Please furnish this Office the following articles subject to the terms and conditions contained herein:

Place of Delivery : TARLAC STATE UNIVERSITY Date of Delivery : _____	Delivery Term : 60 calendar days Payment Term : n/30
--	---


Stock/ Property No.	Unit	Description	Quantity	Unit Cost	Amount
		LOT 2 - SIMULATION EQUIPMENT FOR BASIC			
		Balance Forwarded:			26,025,500.00
		53 Transitional cell carcinoma of bladder (1st-degree) sec. 54 Kidney stone w.m. Disease of Genital System 55 Carcinoma in-situ of cervix sec. 56 Ovarian Yolk Sac Tumor sec. 57 Endometrial Leiomyoma sec. 58 Cervical squamous cancer sec. 59 Adenocarcinoma of cervix sec. 60 Endometrial hyperplasia sec. 61 Adenocarcinoma of endometrium sec. 62 Choriocarcinoma sec. 63 Papillary adenofibroma of ovary sec. 64 <i>Mucous cystadenofibroma of ovary sec. 65 Endodermal</i> sinus tumor sec. 66 Invasive ductal carcinoma sec. 67 Medullary carcinoma of breast sec. 68 Seminoma sec. 69 Congenital agenesis of testis (47-XXYtype) 70 Prostatic cancer (well-differentiated) 71 Teratoma sec. 72 Prostatic cancer (poorly differentiated) 73 Breast cancer sec. 74 Hydatidiform mole sec. 75 Polyp of cervix sec. 76 Ovarian cyst sec. 77 Chronic endometritis sec. 78 Pointed condyloma sec. Diseases of Endocrine System 79 Endemic goiter sec. 80 Papillary adenocarcinoma of thyroid gland sec. 81 Follicular adenocarcinoma sec. 82 Adrenal cortical adenomas sec. 83 Thyroid adenocarcinoma sec. 84 Chondrosarcoma sec. 85 Adenomyosis sec. 86 Adrenal Pheochromocytoma sec. 87 Adrenal cortical carcinoma sec. 88 Hypophyseal adenoma sec. 89 Simple goiter sec. 90 Fibrous thyroiditis sec. Thyroid adenocarcinda sec. Diseases of Nervous System 92 Purulent meningitis sec. 93 Epidemic encephalitis B sec. 94 Meningeoma sec. 95 Neurinoma sec. 96 Neurofibroma sec. 97 Neuroastrocytoma sec. Diseases of Muscular and Skeletal System 98 Osteochondroma sec. 99 Osteogenic sarcoma sec. Giant cell tumor of bone sec 100 ***** <i>Purpose: "Supply and Delivery of Laboratory and Simulation Equipment"</i> (P.R. No. 2025-10-348)			26,025,500.00

Eleven Million Seven Hundred Eighteen Thousand Pesos Only

In case of failure to make the full delivery within the time specified above, a penalty of one-tenth (1/10) of one percent for every day of delay shall be imposed on the undelivered item/s. Contract may be terminated in whole or in part, at anytime for the convenience of the Government upon thirty (30) calendar days' written notice, if determined the existence of conditions make the project implementation economically, financially or technically

Conforme:

FRANCISCO L. GO, JR.
 Signature over Printed Name of Supplier
FEB. 24, 2026
 Date



Very truly yours,

DR. ARNOLD E. VELASCO
 President
 Authorized Official

Fund Cluster : _____ Funds Available : _____ <div style="text-align: center;"> JASPER A. YAUDER, CPA Budget Officer </div>	ORS/BURS No. : <u>06-20644-2026-02-0008</u> Date of the ORS/BURS: <u>Feb 19, 2024</u> Amount : <u>26,025,500.00</u>
--	---