

STATEMENT OF APPROVED BUDGET, UTILIZATIONS, DISBURSEMENTS AND BALANCES
As of September 30, 2015

Department : State Universities and Colleges
 Agency : TARLAC STATE UNIVERSITY
 Operating Unit :
 Organization Code (UACS) : 08 037 00 00000
 Funding Source Code (as clusters) 101

Particulars	UACS CODE	Approved Budget			Budget Utilization					Disbursements					BALANCES	
		Approved Budgeted Revenue	Adjustments (Additions, Reductions, Realignment)	Adjusted Budgeted Revenue	1st Quarter Ending March 31	2nd Quarter Ending June 30	3rd Quarter Ending Sept. 30	4th Quarter Ending Dec. 31	Total	1st Quarter Ending March 31	2nd Quarter Ending June 30	3rd Quarter Ending Sept. 30	4th Quarter Ending Dec. 31	Total	Unutilized Budget	Unpaid Utilizations Due and Demandable / Accounts Payable
1	2	3	4	5=[3+(-)4]	6	7	8	9	10=(6+7+8+9)	11	12	13	14	15 = (11+12+13+14)	16=(5-10)	17
A. AGENCY SPECIFIC BUDGET																
Personnel Services	1 00 00 0000															
Salaries and Wages	50101000 00															
Salaries and Wages - Regular	50101010 00	2,050,000.00		2,050,000.00					-					-	2,050,000.00	-
Salaries and Wages - Civilian	50101010 01			-					-					-	-	-
Salaries and Wages - Military/Uniformed	50101010 02			-					-					-	-	-
Salaries and Wages - Contractual	50101020 00			-					-					-	-	-
Other Compensation	50102000 00															
Personnel Economic Relief Allowance (PERA)	50102010 00															
PERA - Civilian	50102010 01															
PERA - Military/Uniformed Personnel	50102010 02															
Representation Allowance (RA)	50102020 00	1,074,000.00		1,074,000.00			131,000.00		131,000.00			131,000.00		131,000.00	943,000.00	-
Transportation Allowance (TA)	50102030 00	1,074,000.00		1,074,000.00			131,000.00		131,000.00			131,000.00		131,000.00	943,000.00	-
Clothing / Uniform Allowance	50102040 00															
Clothing/Uniform Allowance - Civilian	50102040 01						54,336.00		54,336.00			54,336.00		54,336.00	(54,336.00)	-
Shoes Allowance - Civilian	50102040 02															
Clothing/Uniform Allowance - Military/Uniformed Personnel	50102040 03															
Clothing/Uniform Allowance - Initial-Military/Uniformed Personnel	50102040 04															
Clothing/Uniform Allowance - Special-Military/Uniformed Personnel	50102040 05															
Subsistence Allowance	50102050 00															
Subsistence Allowance- Military/Uniformed Personnel	50102050 01															
Subsistence Allowance-Magna Carta Science & Technology	50102050 02															
Subsistence Allowance-Magna Carta for Public Health Workers	50102050 03															
Laundry Allowance-Magna Carta for Public Health Workers	50102060 04															
Productivity Incentive Allowance - Civilian	50102080 01															
Honoraria - Civilian	50102100 01	29,000,000.00		29,000,000.00	3,986,787.42	11,774,194.52	4,856,820.06		20,617,802.00	3,707,189.29	12,167,116.77	4,932,851.34		20,807,157.40	8,382,198.00	(189,355.40)
Longevity Pay - Civilian	50102120 01															
Overtime and Night Pay	50102130 00	1,750,000.00		1,750,000.00	224,293.35	607,346.23	92,893.34		924,532.92	259,213.03	448,233.07	95,305.19		802,751.29	825,467.08	121,781.63
Year end Bonus - Civilian	50102140 01															
Cash Gift - Civilian	50102150 01															
Personnel Benefit Contributions	50103000 00															
Retirement and Life Insurance	50103010 00															
Pag-ibig - Civilian	50103020 01															
Philhealth - Civilian	50103030 01															
ECIP - Civilian	50103040 01															
Other Personnel Benefits	50104000 00															
Pension Benefits - Civilian	50104010 01															
Pension Benefits - Military/Uniformed	50104010 02															
Retirement Gratuity - Civilian	50104020 01															
Retirement Benefits - Military/Uniformed	50104020 02															
Terminal Leave Benefits - Civilian	50104030 01															
Other Personnel Benefits	50104990 00															
Other Personnel Benefits	50104990 99	2,458,544.00		2,458,544.00	56,000.00	-			56,000.00	78,300.00				78,300.00	2,402,544.00	(22,300.00)
		37,406,544.00	-	37,406,544.00	4,267,080.77	12,381,540.75	5,266,049.40	-	21,914,670.92	4,044,702.32	12,615,349.84	5,344,492.53	-	22,004,544.69	15,491,873.08	(89,873.77)


Particulars	UACS CODE	Approved Budget			Budget Utilization					Disbursements					BALANCES	
		Approved Budgeted Revenue	Adjustments (Additions, Reductions, Realignment)	Adjusted Budgeted Revenue	1st Quarter Ending March 31	2nd Quarter Ending June 30	3rd Quarter Ending Sept. 30	4th Quarter Ending Dec. 31	Total	1st Quarter Ending March 31	2nd Quarter Ending June 30	3rd Quarter Ending Sept. 30	4th Quarter Ending Dec. 31	Total	Unutilized Budget	Unpaid Utilizations Due and Demandable / Accounts Payable
1	2	3	4	5=[3+(-)4]	6	7	8	9	10=(6+7+8+9)	11	12	13	14	15 = (11+12+13+14)	16=(5-10)	17
Maintenance and Other Operating Expenses									-					-		
Traveling Expenses	50201000 00								-					-		
Travel Expenses-Local	50201010 00	510,000.00		510,000.00	15,835.00	24,177.00	448,922.12		488,934.12	70,495.19	25,296.00	158,743.74		254,534.93	21,065.88	234,399.19
Travel Expenses-Foreign	50201020 00	1,200,000.00		1,200,000.00		679,981.28	213,943.60		893,924.88		685,981.28	216,903.17		902,884.45	306,075.12	(8,959.57)
Training and Scholarship Expenses	50202000 00								-					-		
Training Expenses	50202010 00	1,480,600.00		1,480,600.00	92,400.00	23,362.80	280,790.00		396,552.80	25,400.00	113,362.80	251,600.00		390,362.80	1,084,047.20	6,190.00
Scholarship Grants / Expenses	50202020 00	550,000.00		550,000.00	153,265.00				153,265.00	211,634.45				211,634.45	396,735.00	(58,369.45)
Supplies and Materials Expenses	50203010 00								-					-		
Office Supplies Expenses	50203010 00	4,150,000.00		4,150,000.00	78,265.00	31,450.00	961,705.30		1,071,420.30	28,436.00	283,847.00	695,980.80		1,008,263.80	3,078,579.70	63,156.50
Accountable Forms Expenses	50203020 00	625,000.00		625,000.00					-					-	625,000.00	
Animal/Zoological Supplies Expenses	50203040 00								-					-		
Food Supplies Expenses	50203050 00								-					-		
Drugs and Medicines Expenses	50203070 00								-					-		
Medical, Dental and Laboratory Supplies Expenses	50203080 00	450,000.00		450,000.00					-					-	450,000.00	
Fuel, Oil and Lubricants Expenses	50203090 00	535,000.00		535,000.00		15,000.00	1,000.00		16,000.00			1,000.00		1,000.00	519,000.00	15,000.00
Agricultural and Marine Supplies Expenses	50203100 00								-					-		
Textbooks and Instructional Materials	50203110 01	1,850,000.00		1,850,000.00		401,638.00			401,638.00					-	1,448,362.00	401,638.00
Military and Police Supplies Expenses	50203120 00								-					-		
Other Supplies Expenses	50203990 00	3,450,000.00		3,450,000.00	3,003,301.00	243,604.99	203,094.01		3,450,000.00	1,911,015.15	2,421,188.99	316,846.00		4,649,050.14		(1,199,050.14)
Utility Expenses	502010000 00								-					-		
Water Expenses	50204010 00	1,400,000.00		1,400,000.00		233,577.00	179,673.00		413,250.00		233,577.00	179,673.00		413,250.00	986,750.00	
Electricity Expenses	50204020 00	3,500,000.00		3,500,000.00					-					-	3,500,000.00	
Communication Expenses	50205000 00								-					-		
Postage and Deliveries	50205010 00	15,000.00		15,000.00					-					-	15,000.00	
Telephone Expenses-Landline	50205020 02								-					-		
Telephone Expenses-Mobile	50205020 01	35,000.00		35,000.00	16,800.00				16,800.00	16,800.00				16,800.00	18,200.00	
Internet expenses	50205030 00	1,950,000.00		1,950,000.00	514,104.00	515,011.61	884,570.00		1,913,685.61	514,104.00	465,731.61	513,316.00		1,493,151.61	36,314.39	420,534.00
Cable, Satellite, Telegraph and Radio Expenses	50205040 00	110,000.00		110,000.00					-		49,280.00			49,280.00	110,000.00	(49,280.00)
Awards/Rewards Expenses	50206000 00								-					-		
Awards/Rewards Expenses	50206010 00	75,000.00		75,000.00	163,000.00				163,000.00	155,500.00	253,240.00	173,000.00		581,740.00	(88,000.00)	(418,740.00)
Confidential, Intelligence and Extraordinary Expenses	50210000 00								-					-		
Confidential Expenses	50210010 00								-					-		
Intelligence Expenses	50210020 00								-					-		
Extraordinary/Miscellaneous Expenses	50210030 00								-					-		
Professional Services	50211000 00								-					-		
Legal Services	50211010 00	120,000.00		120,000.00		100,000.00			100,000.00		100,000.00			100,000.00	20,000.00	
Auditing Services	50211020 00	50,000.00		50,000.00	4,950.00		498.00		5,448.00	4,950.00		498.00		5,448.00	44,552.00	
Consultancy Services	50211030 00	90,000.00		90,000.00					-					-	90,000.00	
Other Professional Services	50211990 00	31,680,000.00		31,680,000.00	8,292,356.82	5,138,623.00	4,189,407.02		17,620,386.84	8,458,874.73	5,153,894.04	3,588,242.09		17,201,010.86	14,059,613.16	419,375.98
General Services	50212000 00								-					-		
Environment/Sanitary Services	50212010 00								-					-		
Janitorial Services	50212020 00	2,350,000.00		2,350,000.00	25,064.38	12,399.39	385,177.59		422,641.36	21,191.19	15,304.98	385,336.57		421,832.74	1,927,358.64	808.62
Security Services	50212030 00	1,850,000.00		1,850,000.00	88,025.57	112,547.11	1,110,002.74		1,310,575.42	88,025.57	99,049.86	1,130,675.74		1,317,751.17	539,424.58	(7,175.75)
Other General Services	50212990 00	3,780,000.00		3,780,000.00	149,489.71	413,049.57	1,621,053.37		2,183,592.65	157,788.99	80,025.46	2,022,072.73		2,259,887.18	1,596,407.35	(76,294.53)
Repairs & Maintenance									-					-		
Repairs and Maintenance - Investment Property	50213010 00								-					-		
Repairs and Maintenance - Land Improvements	50213020 00								-					-		
Aquaculture Structures	50213020 01								-					-		
Reforestation Projects	50213020 02								-					-		
Other Land Improvements	50213020 99								-			30,000.00		30,000.00		(30,000.00)


Particulars	UACS CODE	Approved Budget			Budget Utilization					Disbursements					BALANCES	
		Approved Budgeted Revenue	Adjustments (Additions, Reductions, Realignment)	Adjusted Budgeted Revenue	1st Quarter Ending March 31	2nd Quarter Ending June 30	3rd Quarter Ending Sept. 30	4th Quarter Ending Dec. 31	Total	1st Quarter Ending March 31	2nd Quarter Ending June 30	3rd Quarter Ending Sept. 30	4th Quarter Ending Dec. 31	Total	Unutilized Budget	Unpaid Utilizations
																Due and Demandable / Accounts Payable
1	2	3	4	5=[3+(-)4]	6	7	8	9	10=(6+7+8+9)	11	12	13	14	15 = (11+12+13+14)	16=(5-10)	17
Repairs and Maintenance - Infrastructure Assets	50213030 00								-					-	-	-
Road Networks	50213030 01								-					-	-	-
Flood Control Systems	50213030 02								-					-	-	-
Sewer Systems	50213030 03								-					-	-	-
Water Supply Systems	50213030 04								-					-	-	-
Power Supply Systems	50213030 05								-					-	-	-
Communication Systems	50213030 06								-					-	-	-
Seaport Systems	50213030 07								-					-	-	-
Airport Systems	50213030 08								-					-	-	-
Parks, Plazas and Monuments	50213030 09								-					-	-	-
Other Infrastructure Assets	50213030 99								-					-	-	-
Repairs and Maintenance - Building and Other Structures	50213040 00								-					-	-	-
Buildings	50213040 01	2,550,000.00		2,550,000.00			30,000.00		30,000.00	158,568.38				158,568.38	2,520,000.00	(128,568.38)
School Buildings	50213040 02								-					-	-	-
Hospital and Health Centers	50213040 03								-					-	-	-
Markets	50213040 04								-					-	-	-
Slaughterhouses	50213040 05								-					-	-	-
Hostels and Dormitories	50213040 06								-					-	-	-
Other Structures	50213040 99								-					-	-	-
Repairs and Maintenance - Machinery and Equipment	50213050 00								-					-	-	-
Machinery	50213050 01								-					-	-	-
Office Equipment	50213050 02								-					-	-	-
ICT Equipment	50213050 03	100,000.00		100,000.00			23,638.76		23,638.76	2,230.00				2,230.00	76,361.24	21,408.76
Agricultural and Forestry Equipment	50213050 04								-					-	-	-
Marine and Fishery Equipment	50213050 05								-					-	-	-
Airport Equipment	50213050 06								-					-	-	-
Communication Equipment	50213050 07								-					-	-	-
Construction and Heavy Equipment	50213050 08								-					-	-	-
Disaster Response and Rescue Equipment	50213050 09								-					-	-	-
Military, Police and Security Equipment	50213050 10								-					-	-	-
Medical Equipment	50213050 11								-					-	-	-
Printing Equipment	50213050 12								-					-	-	-
Sports Equipment	50213050 13								-					-	-	-
Technical and Scientific Equipment	50213050 14								-					-	-	-
Other Machinery and Equipment	50213050 99				86,434.00				86,434.00			15,000.00		15,000.00	(86,434.00)	71,434.00
Repair and Maintenance - Transportation Equipment	50213060 00								-					-	-	-
Motor Vehicles	50213060 01								-					-	-	-
Trains	50213060 02								-					-	-	-
Aircrafts and Aircrafts Ground Equipment	50213060 03								-					-	-	-
Watercrafts	50213060 04								-					-	-	-
Other Transportation Equipments	50213060 99	550,000.00		550,000.00					-	14,332.33				14,332.33	550,000.00	(14,332.33)
Repairs and Maintenance - Furniture and Fixtures	50213070 00								-					-	-	-
Repairs and Maintenance - Leased Assets	50213080 00								-					-	-	-
Building and Other Structures	50213080 01								-					-	-	-
Machinery and Equipment	50213080 02								-					-	-	-
Transportation Equipment	50213080 03								-					-	-	-
Other Leased Assets	50213080 99								-					-	-	-
Repairs and Maintenance - Leased Assets Improvements	50213090 00								-					-	-	-
Land	50213090 01								-					-	-	-
Buildings	50213090 02								-					-	-	-
Other Leased Assets Improvements	50213090 99								-					-	-	-
Restoration and Maintenance - Heritage Assets	50213100 00								-					-	-	-
Historical Buildings	50213100 01								-					-	-	-
Works of Arts and Archeological Specimens	50213100 02								-					-	-	-
Other Heritage Assets	50213100 99								-					-	-	-

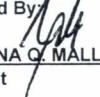
Particulars	UACS CODE	Approved Budget			Budget Utilization					Disbursements					BALANCES	
		Approved Budgeted Revenue	Adjustments (Additions, Reductions, Realignment)	Adjusted Budgeted Revenue	1st Quarter Ending March 31	2nd Quarter Ending June 30	3rd Quarter Ending Sept. 30	4th Quarter Ending Dec. 31	Total	1st Quarter Ending March 31	2nd Quarter Ending June 30	3rd Quarter Ending Sept. 30	4th Quarter Ending Dec. 31	Total	Unutilized Budget	Unpaid Utilizations Due and Demandable / Accounts Payable
1	2	3	4	5=[3+(-)4]	6	7	8	9	10=(6+7+8+9)	11	12	13	14	15 = (11+12+13+14)	16=(5-10)	17
Repairs and Maintenance - Other Property, Plant and Equipment	50213990 00								-					-		
Work/Zoo Animals	50213990 01								-					-		
Other Property, Plant and Equipment	50213990 99								-					-		
Financial Assistance/Subsidy	50214000 00								-					-		
Subsidy to NGAs	50214010 00								-					-		
Financial Assistance to NGAs	50214020 00								-					-		
Financial Assistance to Local Government Units	50214030 00								-					-		
Tobacco Excise Tax (Virginia) per R.A. 7171	50214030 01								-					-		
Tobacco Excise Tax (Burley and Native) per R.A. 8240	50214030 02								-					-		
Mining Taxes per R.A. 7160	50214030 03								-					-		
Royalties per R.A. 7160	50214030 04								-					-		
Forestry Charges per R.A. 7160	50214030 05								-					-		
Fishery Charges per R.A. 7160	50214030 06								-					-		
Renewable Energy charges per R.A. 9513	50214030 07								-					-		
Income Tax Collections in ECO ZONES per R.A. 7922 and R.A. 8748	50214030 08								-					-		
Value Added Tax per R.A. 7643	50214030 09								-					-		
Value Added Tax in lieu of Franchise Tax per R.A. 7953 and R.A. 8407	50214030 10								-					-		
Budgetary Support to Government-Owned and/or Controlled Corporations	50214040 00								-					-		
Subsidy Support to Operations of GOCCs	50214040 01								-					-		
Road Networks	50214040 02								-					-		
Flood Control Systems	50214040 03								-					-		
Sewer Systems	50214040 04								-					-		
Water Supply Systems	50214040 05								-					-		
Power Supply Systems	50214040 06								-					-		
Communications System	50214040 07								-					-		
Seaport Systems	50214040 08								-					-		
Airport Systems	50214040 09								-					-		
Parks, Plazas and Monuments	50214040 10								-					-		
Other Infrastructure Assets	50214040 99								-					-		
Financial Assistance to NGOs/POs	50214050 00								-					-		
Internal Revenue Allotment	50214060 00								-					-		
Subsidies - Others	50214990 00								-					-		
Taxes, Insurance Premiums and Other Fees	50215000 00								-					-		
Taxes, Duties and Licenses	50215010 00	85,000.00		85,000.00			63,709.00		63,709.00			63,509.00		63,509.00	21,291.00	200.00
Fidelity Bond Premiums	50215020 00	35,000.00		35,000.00					-					-	35,000.00	-
Insurance Expenses	50215030 00	2,510,000.00		2,510,000.00	1,013,435.16	321,686.87	413,529.39		1,748,651.42	1,016,720.30	321,686.87	408,980.77		1,747,387.94	761,348.58	1,263.48
Other Maintenance and Operating Expenses	50299000 00								-					-		
Advertising Expenses	50299010 00	130,000.00		130,000.00	76,608.00	102,680.00	5,000.00		184,288.00	38,304.00	44,800.00	5,000.00		88,104.00	(54,288.00)	96,184.00
Printing and Binding Expenses	50299020 00	1,150,000.00		1,150,000.00	57,800.00	5,060.00	154,750.00		217,610.00	18,441.00	39,260.00			57,701.00	932,390.00	159,909.00
Representation Expenses	50299030 00	275,000.00		275,000.00			70,000.00		70,000.00		47,885.00	20,000.00		67,885.00	205,000.00	2,115.00
Rent	50299050 03	250,000.00		250,000.00	5,500.00	71,981.00	52,100.00		129,581.00	18,100.00		38,000.00		56,100.00	120,419.00	73,481.00
Membership Dues and Contributions to Organizations	50299060 00	210,000.00		210,000.00		20,000.00			20,000.00		20,000.00			20,000.00	190,000.00	-
Subscription Expenses	50299070 00	30,000.00		30,000.00					-	12,514.00				12,514.00	30,000.00	(12,514.00)
Donations	50299080 00	20,000.00		20,000.00					-					-	20,000.00	-
Litigation/Acquired Assets Expenses	50299090 00								-					-		
Other Maintenance and Operating Expenses	50299990 00								-					-		
Website Maintenance	50299990 01								-					-		
Other Maintenance and Operating Expenses	50299990 99	44,185,000.00		44,185,000.00	6,613,911.35	6,777,694.97	7,580,366.00		20,971,972.32	6,292,925.66	6,328,611.23	5,388,632.07		18,010,168.96	23,213,027.68	2,961,803.36
		113,885,600.00	-	113,885,600.00	20,450,544.99	15,243,524.59	18,872,929.90	-	54,566,999.48	19,236,350.94	16,782,022.12	15,603,009.68	-	51,621,382.74	59,318,600.52	2,945,616.74

Particulars	UACS CODE	Approved Budget			Budget Utilization					Disbursements					BALANCES	
		Approved Budgeted Revenue	Adjustments (Additions, Reductions, Realignment)	Adjusted Budgeted Revenue	1st Quarter Ending March 31	2nd Quarter Ending June 30	3rd Quarter Ending Sept. 30	4th Quarter Ending Dec. 31	Total	1st Quarter Ending March 31	2nd Quarter Ending June 30	3rd Quarter Ending Sept. 30	4th Quarter Ending Dec. 31	Total	Unutilized Budget	Unpaid Utilizations
																Due and Demandable / Accounts Payable
1	2	3	4	5=[3+(-)4]	6	7	8	9	10=(6+7+8+9)	11	12	13	14	15 = (11+12+13+14)	16=(5-10)	17
Financial Expenses	50301000 00								-							
Management Supervision/Trusteeship Fees	50301010 00								-							
Interest Expenses	50301020 00								-							
Interest Paid to Non Residents	50301020 01								-							
Interest Paid to Residents other than General Government	50301020 02								-							
Interest Paid to other General Government Units	50301020 03								-							
Guarantee Fees	50301030 00								-							
Bank Charges	50301040 00								-	3,706.00	154.50	257.50		4,118.00		(4,118.00)
Commitment fees	50301050 00								-							
Other financial charges	50301990 00								-							
									-	3,706.00	154.50	257.50		4,118.00		(4,118.00)
Capital Outlay									-							
Property, Plant and Equipment Outlay									-							
Building and Other Structures Outlay	50604040 00								-							
Land									-							
Buildings	50604040 01								-							
School Buildings	50604040 02	39,500,000.00		39,500,000.00	1,973,758.92	39,856,380.61			41,830,139.53						(2,330,139.53)	41,830,139.53
Hospitals and Health Centers	50604040 03								-							
Markets	50604040 04								-							
Slaughterhouses	50604040 05								-							
Hostels and Dormitories	50604040 06								-							
Ground Water Monitoring Stations	50604040 07								-							
Other Structures	50604040 99								-							
Machinery and Equipment Outlay	50604050 00								-	18,970.00	3,163,000.00			3,181,970.00		(3,181,970.00)
Machinery	50604050 01								-	18,970.00	3,163,000.00			3,181,970.00		(3,181,970.00)
Office Equipment	50604050 02	4,500,000.00		4,500,000.00					4,500,000.00	1,217,379.00	5,107.00			1,222,486.00		3,277,514.00
Information and Communication Technology Equip.	50604050 03	8,500,000.00		8,500,000.00	85,500.00	2,009,730.00	6,404,770.00		8,500,000.00	3,105,959.00	2,765,746.00	268,900.00		6,140,605.00		2,359,395.00
Agricultural and Forestry Equipment	50604050 04								-							
Marine and Fishery Equipment	50604050 05								-							
Airport Equipment	50604050 06								-							
Communication Equipment	50604050 07								-							
Construction and Heavy Equipment	50604050 08								-							
Disaster Response and Rescue Equipment	50604050 09								-							
Military, Police and Security Equipment	50604050 10								-							
Medical Equipment	50604050 11								-							
Printing Equipment	50604050 12								-							
Sports Equipment	50604050 13								-							
Technical and Scientific Equipment	50604050 14	12,500,000.00		12,500,000.00			12,065,307.36		12,065,307.36	1,991,182.00	3,799,013.36	220,465.00		6,010,660.36	434,692.64	6,054,647.00
Other machinery and Equipment	50604050 99	3,000,000.00		3,000,000.00	1,760,100.00	30,950.00	1,789,591.50		3,580,641.50		21,730.00	69,000.00		90,730.00	(580,641.50)	3,489,911.50
Transportation and Equipment Outlay	50604060 00								-							
Motor Vehicles	50604060 01	2,600,000.00		2,600,000.00	2,612,000.00	995,000.00			3,607,000.00	2,612,000.00	995,000.00			3,607,000.00	(1,007,000.00)	
Trains	50604060 02								-							
Aircrafts and aircrafts ground equipment	50604060 03								-							
Watercrafts	50604060 04								-							
Other transportation equipment	50604060 99								-							
Furniture, fixtures and Books Outlay	50604070 00								-							
Furniture and fixture	50604070 01	3,500,000.00		3,500,000.00			3,500,000.00		3,500,000.00	40,500.00	32,980.00	74,300.00		147,780.00		3,352,220.00
Books	50604070 02	1,100,000.00		1,100,000.00					-		73,711.00	288,309.00		362,020.00	1,100,000.00	(362,020.00)
Heritage Assets	50604080 00								-							
Historical Buildings	50604080 01								-							
Works of Arts and Archeological Specimens	50604080 02								-							
Other Heritage Assets	50604080 99								-							
Other Property, Plant and Equipment Outlay	50604090 00								-							
Work/Zoo Animals	50604090 01						1,013,136.00		-							
Other property, Plant and Equipment	50604090 02	1,050,000.00		1,050,000.00					1,013,136.00			11,100.00		11,100.00	36,864.00	1,002,036.00
		76,250,000.00	-	76,250,000.00	6,431,358.92	42,892,060.61	29,272,804.86		78,596,224.39	8,985,990.00	10,856,287.36	932,074.00		20,774,351.36	(2,346,224.39)	57,821,873.03

Particulars	UACS CODE	Approved Budget			Budget Utilization					Disbursements					BALANCES	
		Approved Budgeted Revenue	Adjustments (Additions, Reductions, Realignment)	Adjusted Budgeted Revenue	1st Quarter Ending March 31	2nd Quarter Ending June 30	3rd Quarter Ending Sept. 30	4th Quarter Ending Dec. 31	Total	1st Quarter Ending March 31	2nd Quarter Ending June 30	3rd Quarter Ending Sept. 30	4th Quarter Ending Dec. 31	Total	Unutilized Budget	Unpaid Utilizations Due and Demandable / Accounts Payable
1	2	3	4	5=[3+(-)4]	6	7	8	9	10=(6+7+8+9)	11	12	13	14	15 = (11+12+13+14)	16=(5-10)	17
B. AUTOMATIC APPROPRIATIONS									-							
Retirement and Life Insurance	50103010 00			-					-					-	-	-
C. SPECIAL PURPOSE FUNDS									-							
Miscellaneous Personnel Benefits Fund									-							
Specify allotment class/object of expenditures									-							
Pension and Gratuity Fund									-							
Retirement Gratuity - Civilian	50104020 01								-							
Terminal Leave Benefits - Civilian	50104030 01								-							
Contingent Fund									-							
Specify allotment class/object of expenditures									-							
Calamity Fund									-							
Specify allotment class/object of expenditures									-							
Priority Development Assistance Fund									-							
Scholarship Expenses									-							
Others (please specify)									-							
									-							
									-							
Priority Development Assistance Fund									-							
Others (please specify)									-							
TOTAL CURRENT YEAR BUDGET / APPROPRIATIONS		227,542,144.00	-	227,542,144.00	31,148,984.68	70,517,125.95	53,411,784.16	-	155,077,894.79	32,270,749.26	40,253,813.82	21,879,833.71	-	94,404,396.79	72,464,249.21	60,673,498.00

Certified Correct: 
JESUS S. DANGANAN
 Budget Officer
 Date:

Certified Correct: 
JOHN ERWIN C. PANLILIO
 Chief Accountant
 Date:

Approved By: 
DR. MYRNA Q. MALLARI
 President
 Date: