





MFO 1	3,601,900.00	-	3,601,900.00	3,601,900.00	-	3,601,900.00	2,030,000.00	73,000.00	-	-	2,103,000.00	-	1,813,000.00	290,000.00	-	2,103,000.00	-	12,286.57	-	-
MFO 2	449.12	-	449.12	449.12	-	449.12	-	-	-	-	-	-	-	-	-	-	-	449.12	-	-
MFO 3	71,192.54	-	71,192.54	71,192.54	-	71,192.54	9,225.00	50,174.61	-	-	59,399.61	-	34,280.33	26,149.29	-	59,399.61	-	11,792.93	-	-
MFO 4	56.52	-	56.52	56.52	-	56.52	-	-	-	-	-	-	-	-	-	-	-	56.52	-	-
OF WHICH: Major Programs/Projects																				
KRA No. 2 - Poverty Reduction and Empowerment of the Poor and Vulnerable	5,685,479.86	-	5,685,479.86	3,695,479.86	-	3,685,479.86	2,039,225.00	123,174.61	-	-	2,162,399.61	-	1,847,260.33	315,149.28	-	2,162,399.61	2,000,000.00	1,523,080.25	-	-

Certified Correct: 
 JASPER A. YAUDER, CPA
 Budget Officer
 Date:


 RYAN R. ROMUICELLO, CPA
 Accountant
 Date:

Recommending Approval: 
 JOHN ERWIN C. PANLILIO, CPA
 Chief Finance Officer
 Date:

Approved By: 
 DR. ARNOLD E. VELASCO
 Agency Head
 Date: